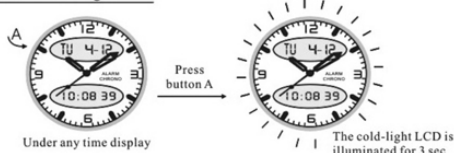


OPERATION MANUAL

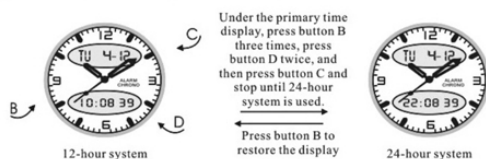
Pictures may differ from the original.



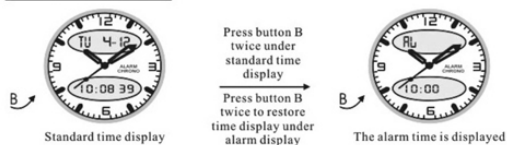
- Use of cold light



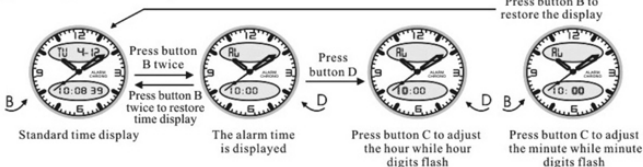
Switching between 12- and 24-hour systems



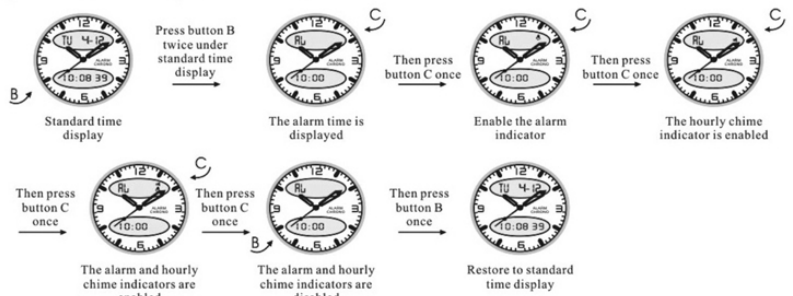
■ Check of alarm time



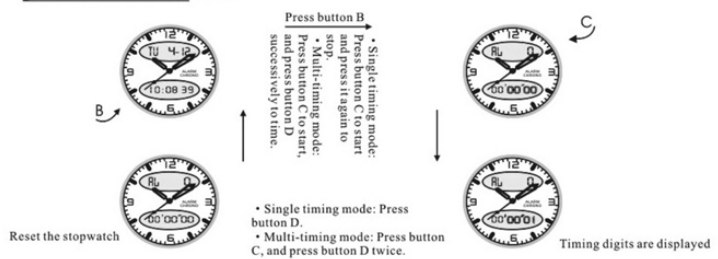
Setting of alarm time



Switching On/Off alarm switch and hourly chime

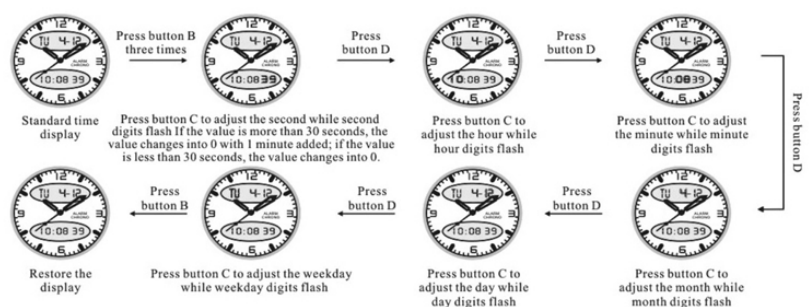


- Use of stopwatch (1/100 sec.)



- The stop watch can time up to 23 hours, 59 minutes and 59 seconds.
- When the timing value is less than 30 minutes, the watch shows in min./sec./csec.
- When the timing value is more than 30 minutes, the watch shows in hr./min./sec.

Adjustment of time, date and weekday



OPERATION INSTRUCTION

Precautions

- Do NOT operate any button when swimming or diving under water. In case of existence of water fog or drop on the interior surface of the looking glass, please contact the authorized maintenance center for maintenance to avoid corrosion to internal electronic components.
 - Clean the surface with a soft cloth and clean water instead of chemicals (esp. soap water); otherwise, the rubber seal inside the case may be damaged.
 - Long-duration use of cold-light LCD may take much power.
 - Do avoid strong shock (exc. anti-shock series watches). The electronic watch can bear common shock. However, it may be damaged if subject to rough use or dropped to a hard surface.
 - Do NOT expose the watch to environments which is too hot or cold.
 - Do NOT expose the watch to strong electric field or environment with high radio frequency. To avoid degraded service life, do not illuminate the EL lamp more than five times on each day.
 - The cold-light LCD is unapparent if the watch is exposed to sunlight.
 - The monthly error is $\leq \pm 40$ sec. at normal temperature of 5 to 35 °C (ranging within international standard allowance).
 - Water-resistance depth is up to 10m.

